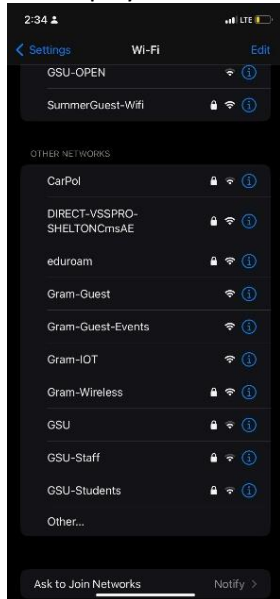


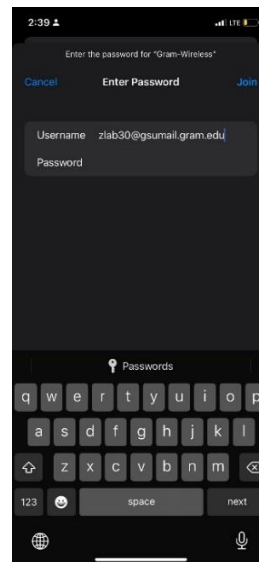


Grambling State University WiFi Student User Instructions (iPhone)

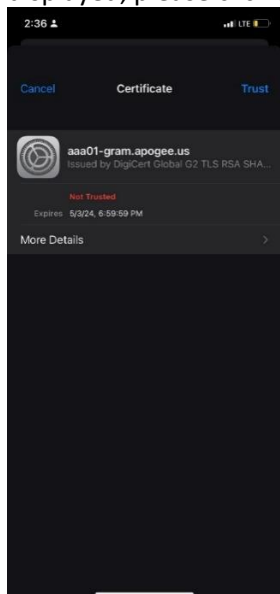
1. Find your wifi networks on your device. It will display all available networks.



2. Choose "Gram-Wireless" Network (SSID) and click connect.
3. Enter your Grambling student credentials. Click Join.



4. When the certificate message below is displayed, please click the trust button



5. For support, please reach out to the [Grambling IT service desk](mailto:helpdesk@gram.edu).
318.274.2623